

2019-2020 Birchwood School District Referendum Presentation



Where does Birchwood get funding?

1. Open Enrollment
2. State/Federal Aid
3. Property Taxes
4. Grants
5. Foundation
6. Donations



State Aid (Birchwood is a "zero aided" district)

2016-2017: \$38,516
 2017-2018: \$23,577
 2018-2019: \$8,915
 2019-2020: \$7,717
 2020-2021: \$6,559



Past history: Going down about 15% each year.

20 Year Revenue Limit Changes (not including energy exemption)

2000-01	\$2,694,790
2001-02	\$2,737,241
2002-03	\$2,788,100
2003-04	\$2,849,662
2004-05	\$2,885,142
2005-06	\$2,900,888
2006-07	\$2,897,243
2007-08	\$2,913,360
2008-09	\$2,945,385
2009-10	\$3,070,564
2010-11	\$3,031,495
2011-12	\$2,781,467
2012-13	\$2,815,713
2013-14	\$2,855,152
2014-15	\$2,865,129
2015-16	\$2,833,135
2016-17	\$2,654,021
2017-18	\$2,614,634



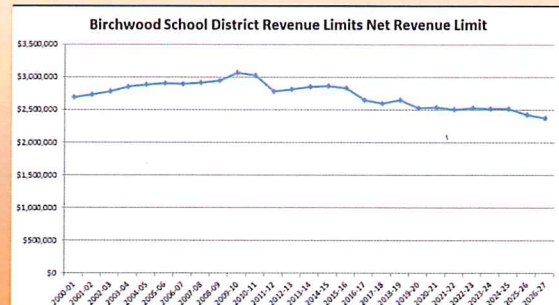
2018-2019 \$2,647,227 2019-2020 \$2,533,410

Projected Revenue Limits as of July 2019

Projected Revenue Limits
 Updated 12-4-2019 for Actual 2019-20

Year	Estimated	Less Energy Exemption	Net Revenue Limit	Fund 10/38 Increase (Decrease) from Previous Year	Percent of Increase (Decrease) Year
2019-20	\$3,373,129	\$839,719	\$2,533,410	(\$113,817)	-4.37%
2020-21	\$3,342,440	\$807,553	\$2,534,887	\$1,477	0.06%
2021-22	\$2,510,396	\$0	\$2,510,396	(\$24,491)	-0.97%
2022-23	\$2,533,428	\$0	\$2,533,428	\$23,032	0.92%
2023-24	\$2,521,912	\$0	\$2,521,912	(\$11,516)	-0.45%
2024-25	\$2,521,912	\$0	\$2,521,912	\$0	0.00%
2025-26	\$2,429,787	\$0	\$2,429,787	(\$92,125)	-3.65%
2026-27	\$2,372,209	\$0	\$2,372,209	(\$57,578)	-2.37%

Revenue Limit Changes (graph form)



Mill Rate

Mill Rate = Amount per \$1,000 of assessed value of your property. It is used to calculate property taxes.

Property tax levied on property = mill rate X taxable property value divided by 1,000



Mill Rates K-12 Districts



Gibraltar: 3.05

Woodruff: 5.59

Birchwood: 6.34

New Lisbon: 7.84

Cedar Grove: 9.03

State Average: 9.37

Bayfield: 11.30

Elmwood: 12.39

Example of Birchwood Home:

\$200,000 X 6.34 divided by 1,000 =

\$1,268

Example of home in the state:

\$200,000 X 9.37 divided by 1,000 =

\$1,874

Local Mill Rates

Hayward: 6.19

Birchwood: 6.34

Winter: 7.38

Bruce: 8.32

State Average: 9.37

Spooner: 9.56

Shell Lake: 10.13

Rice Lake: 10.84

Example of Birchwood Home:

\$200,000 X 6.34 divided by 1,000 =

\$1,268

Example of home in the state:

\$200,000 X 9.37 divided by 1,000 =

\$1,874

Grants/Categorical Aides

- Donors Choose

- Foundation

- WRCCS (WI Resource Center for Charter Schools) Charter Grants

- School Safety

- Trifecta Grant for reading materials

- Mental Health

- Federal and State Grants (REAP/AGR/Title/Special Education, High Cost Transportation, etc..)



Foundation

Funded approximately \$729,000 since 2002!

- Fab Lab - iPads - Math Materials

- Community Assemblies - Staff Training

- Student Trips - Technology

- Clubs - Chromebooks - Get Out There!



What Do We Spend Money On?

Personnel

Upkeep of the building

Heat/Electricity

Garbage Removal

Health Insurance

Copier Costs

Technology

Notebooks/paper/pencils

Snow Removal

Furniture/Desks



District struggling to fund current level of needs.

So..... What Have I Heard About A Referendum?



First....



1. Every student counts!
2. Every one of our four options (traditional, project-based, Montessori, and virtual) counts!
3. Word of mouth counts!
4. The way we budget and spend money counts!
5. We are asking the community to support a referendum on April 7, 2020. Taxes will stay as level as possible.

Why Now?



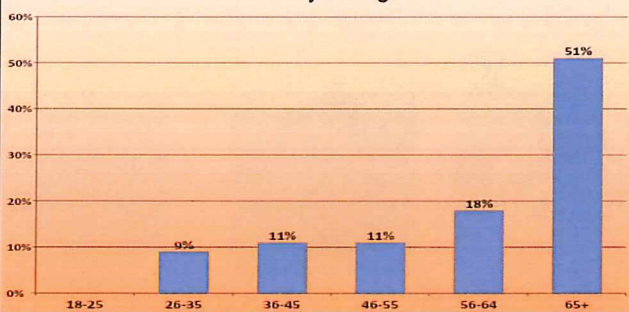
Act 32 (Energy Exemption) debt levy is dropping off making room for a referendum levy while keeping taxes as flat as possible.

Year	Debt
2017-2018	\$825,866
2018-2019	\$914,014
2019-2020	\$951,180
2020-2021	\$911,258
2021-2022	\$85,936

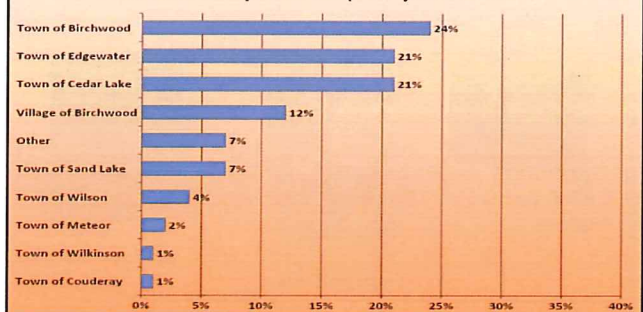
Survey Summary

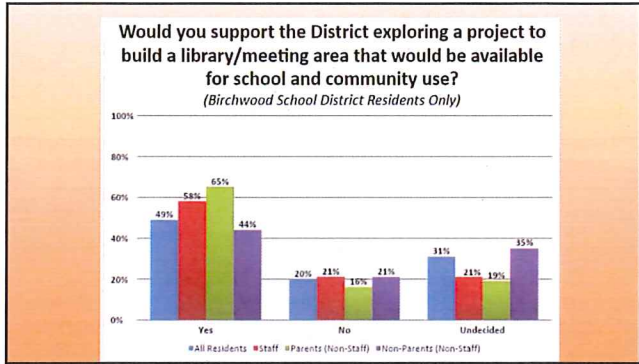
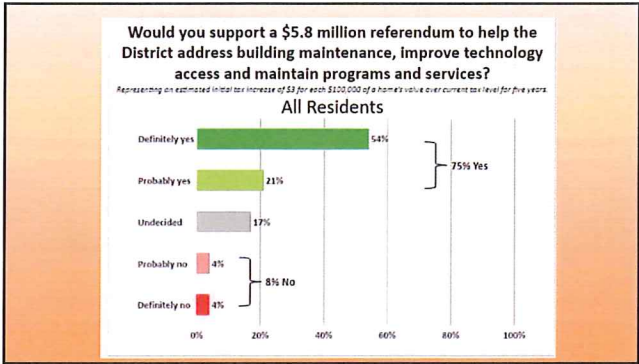
- The survey was conducted in late September through mid-October of 2019.
- Residents within the District were mailed a paper survey. Each survey included a unique survey access code for those who preferred to take the survey online.
- Total responses = 407 (267 paper)
- Participation rate = 24%
- Margin of error = 4.9%

What is your age?



In which city/township do you reside?






How important are the following priorities to you?

Very important (3), Somewhat important (2), Not important (1)

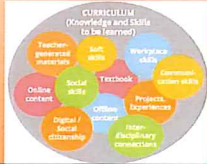
Item	All Residents	Staff Residents	Parent Residents	Non-Parent Residents (Non-Staff)
Creating a partnership between WITC and the District	2.50	2.76	2.81	2.41
Expanding the Fab Lab curriculum to teach robotics	2.46	2.62	2.74	2.38
Restoring the art/music teaching positions to full time	2.36	2.41	2.53	2.31
Creating a school-run business	1.98	2.14	2.25	1.91

- ### What will the focus be for the Birchwood Referendum?
- Maintenance and Operations including:*
- Bobcat football building
 - Parking Lots
 - Sidewalks
 - Roof on the charter
 - Storage/garage
 - 2008 Van
 - Flooring in certain areas
 - Cracks in the walls
 - Water damaged areas
- Let's maintain what the community has purchased!
-



What will the focus be for the Birchwood Referendum?

- ✓ Maintain current programs and update curriculum
- ✓ Maintain student's access to technology (computers and software)
- ✓ Update the STEAM (Science, Technology, Engineering, Art and Math) areas



Here is the question!

Home Value	Property Tax Increase
\$100,000	\$3 per year
\$200,000	\$6 per year
\$300,000	\$9 per year



Would you support a \$5.8 million referendum to help the District address building maintenance, improve technology access and maintain programs and services?

Representing an estimated initial tax increase of \$3 for each \$100,000 of a home's value over current tax level for five years.

- Definitely yes
- Probably yes
- Undecided
- Probably no
- Definitely no

Comments/suggestions:

Referendum Ballot

Shall the School District of Birchwood, Barron, Rusk, Sawyer and Washburn Counties, Wisconsin be authorized to exceed the revenue limit specified in Section 121.91, Wisconsin Statutes, by \$530,000 for the 2020-2021 school year, and by \$1,317,500 per year for the 2021-2022 school year through the 2024-2025 school year, for non-recurring purposes consisting of building and facility maintenance, student programming, curriculum materials and other ongoing operational expenses?

- YES
- NO

Referendum Community Presentation Dates

- Tuesday, January 21st at 5:30pm: Birchwood Village Board meeting at the Village Hall
- Monday, January 27th at 5:30pm: Before the Regular School Board meeting in the commons
- Monday, February 4th at 6pm: Birchwood Chamber of Commerce at the Bluegill Meeting Area
- Monday, February 10th at 6pm: Town of Birchwood Municipal Hall
- Monday, February 10th at 7pm (or a bit later due to two meetings that evening): Meteor Town Hall
- Monday, February 11th at 7pm: Town of Edgewater Municipal Hall
- Monday, February 17th at 10am: Coffee and conversation in MS math room at the school
- Wednesday, February 19th at 7pm: Birchwood Bobcat Riders Club House
- Monday, March 2nd at 7pm: Town of Wilson Municipal Hall
- Monday, March 9th at 6:30pm: Red Cedar Town Hall in Mikana
- Wednesday, March 11th at 7pm: Town of Couderay Hall in Couderay
- Monday, March 16th at 2pm: Cookies and conversation in the MS math room at the school

Questions?

